

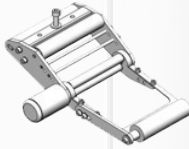

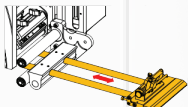



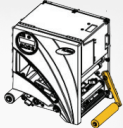

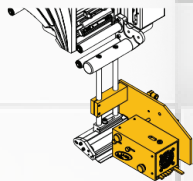
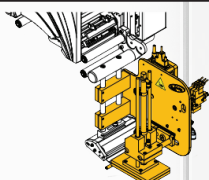


	Description	Compatibility	
Fixed L-Shape	<ul style="list-style-type: none"> The dispensing edge has a fixed connection to the brackets. To adjust the vertical position, lift/lower the entire device. The slope angle can be adjusted by rotating the brackets. 	20x, 30x, 73x	
Swivelling L-Shape	<ul style="list-style-type: none"> The position of the dispensing edge can be adjusted vertically. The device need not be moved to adjust the position of the dispensing edge; the device's mounting need not be dismantled. 	20x, 30x, 73x	
Spring Loaded L-Shape	<ul style="list-style-type: none"> The dispensing edge is pivoted. A torsion spring in the dispensing head presses the dispensing edge downwards and onto the surface of the product. Allows compensation for height differences between the products or on the product surface. 	20x, 30x, 73x	
V-shape	<ul style="list-style-type: none"> An alternative for applications which do not leave enough space for the standard dispensing edge holder, which juts out the bottom side. Is attached directly to the machine 	20x, 272, 73x	
Extended V-Shape	<ul style="list-style-type: none"> The length-adjustable V-shape dispensing edge offers an additional opportunity to adapt the machine to the application. 	73x	
Pnumatic	<ul style="list-style-type: none"> The dispensing edge is pivoted in the dispensing head. Compressed air presses the dispensing edge onto the surface of the product. Allows compensation for height differences between the products or on the product surface. 	20x, 30x, 73x	
Adjustable holders	<ul style="list-style-type: none"> L-shaped dispensing edges can be mounted with the fixed (standard) dispensing edge holder, or with one of the two optionally available adjustable holders. The finely adjustable dispensing edge holder can be adjusted by means of an adjusting spindle in steps of 0.2 mm. The normally adjustable dispensing edge holder offers a larger setting range, which can be further extended by installing longer rods into the holder. 	20x, 73x	
Euro Edge Holder	<ul style="list-style-type: none"> Enables a vertical fine adjustment of the dispensing edge towards the product without moving the machine. 	30x, 73x	

Description		Compatibility	
Pressure Roller	<ul style="list-style-type: none"> The pressure roller attaches the labels onto the product. It is required in “direct dispensing” mode. Must have encoder (ASPF) 	92x	
Long Dispensing Edge	<ul style="list-style-type: none"> Recommended dispensing edge for direct dispensing. Must have encoder (ASPF) 	92x	
Blow-On	<ul style="list-style-type: none"> Applies labels to products without touching them. It suits especially well for labelling delicate products like fruits or vegetables. 	73x	
Touch-On	<ul style="list-style-type: none"> Presses labels onto products by means of a movable pressure plate, which is driven pneumatically. Pressure plates are available in different sizes. 	73x	




Blow-on



Spring-loaded



Pneumatic



Swivelling



Touch-on

These are an example of a Novexx ALS 206, with different dispensing edges giving you an idea about placement and utility.

11733 95th Avenue North, Maple Grove, MN 55369

763-493-0099

www.cmsitechnologies.com

